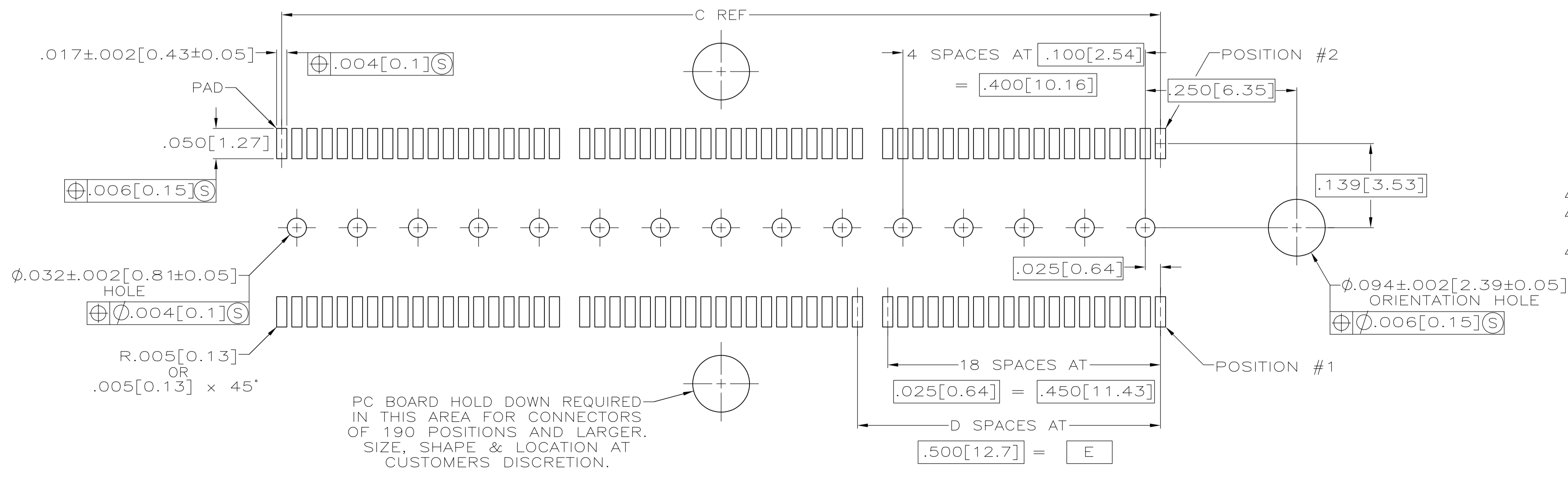
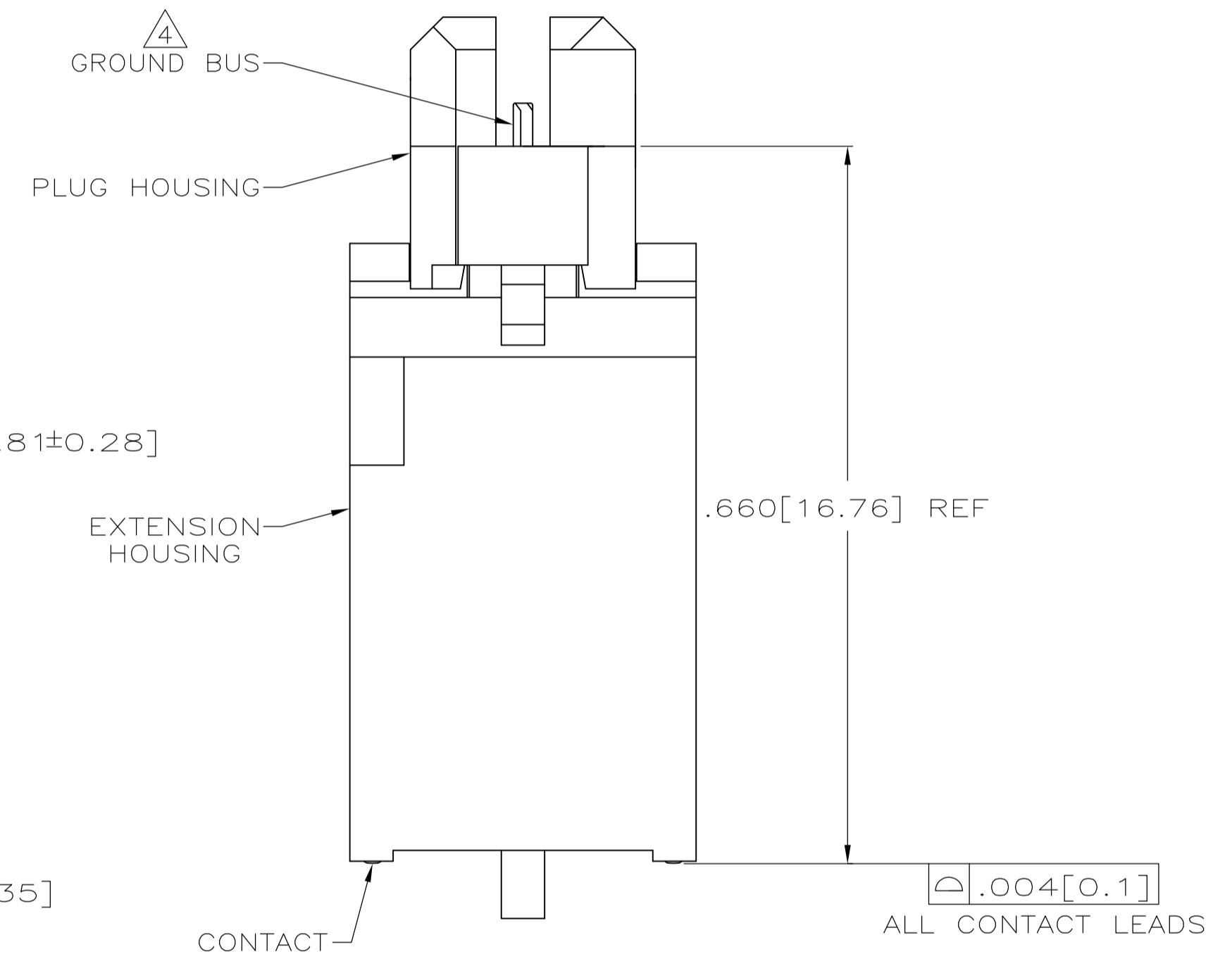
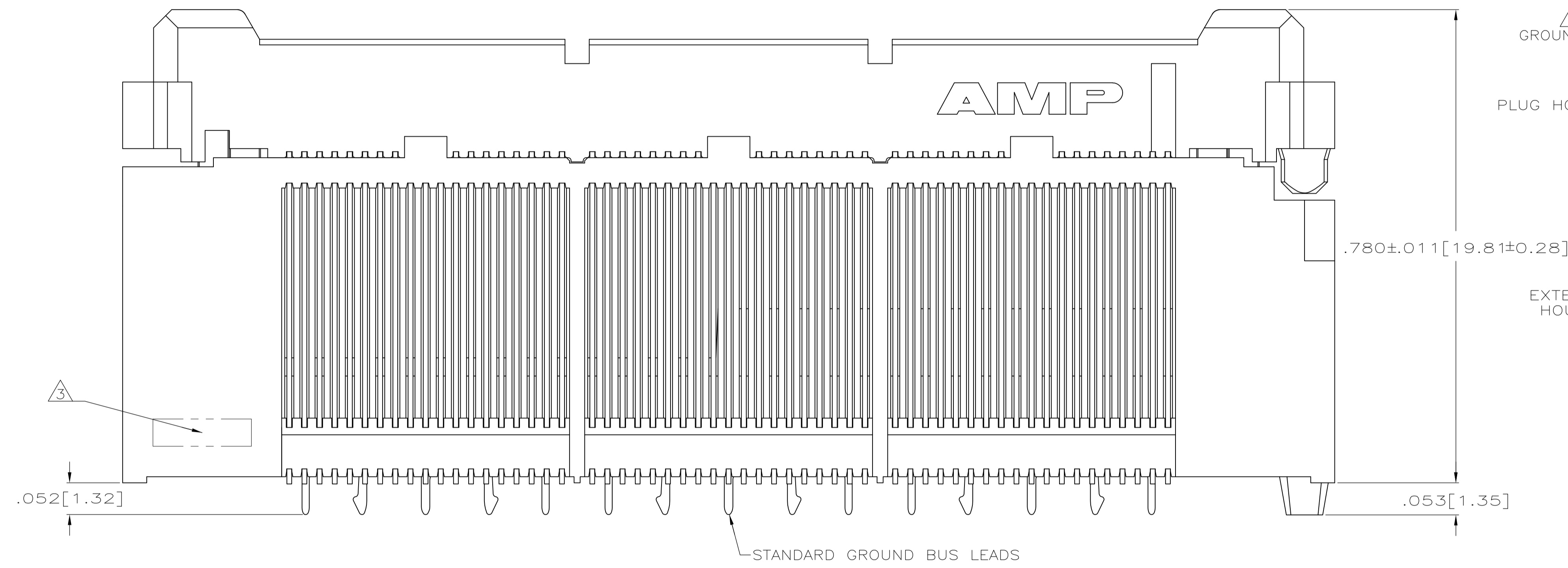


- 1 HOUSING: LIQUID CRYSTAL POLYMER, COLOR BLACK.
CONTACTS: HIGH RELIABILITY COPPER ALLOY.
GROUND BUSES: BRASS, UNS C26000
- 2 CONTACTS & GROUND BUSES: NICKEL UNDERPLATE ALL OVER, MATING SURFACE PLATED TO MEET LEVEL 1 PERFORMANCE REQUIREMENTS OF TE PRODUCT SPECIFICATION 108-1422. SOLDER TAILS PLATED MATTE TIN.
- 3 DATE CODE MARKED IN AREA INDICATED ON SAME SIDE AS POSITION #1.
- 4 ONE GROUND BUS WITH 5 TAILS PER EACH MODULE.
- 5 THIS ASSEMBLY HAS A VACUUM PICK-UP COVER PLACED ON CENTER OF HOUSING AND IS PACKAGED IN EXTRUDED TUBES.
- 6 OBSOLETE



2.000 [50.8]	4	2.450 [62.23]	2.898 [73.61]	3.000 [76.2]	190	1-5767032-9
.500 [12.7]	1	.950 [24.13]	1.398 [35.51]	1.500 [38.1]	76	1-5767032-6
3.000 [76.2]	6	3.450 [87.63]	3.898 [99]	4.000 [101.6]	266	5767032-7
2.500 [63.5]	5	2.950 [74.93]	3.398 [86.31]	3.500 [88.9]	228	5767032-6
2.000 [50.8]	4	2.450 [62.23]	2.898 [73.61]	3.000 [76.2]	190	5767032-5
1.500 [38.1]	3	1.950 [49.53]	2.398 [60.91]	2.500 [63.5]	152	5767032-4
1.000 [25.4]	2	1.450 [36.83]	1.898 [48.21]	2.000 [50.8]	114	5767032-3
.500 [12.7]	1	.950 [24.13]	1.398 [35.51]	1.500 [38.1]	76	5767032-2
.000 [0]	0	.450 [11.43]	.898 [22.81]	1.000 [25.4]	38	5767032-1
E	D	C	B	A	NO OF POS	PART NUMBER

RECOMMENDED PC BOARD LAYOUT (VIEWED FROM CONNECTOR SIDE)

THIS DRAWING IS A CONTROLLED DOCUMENT.

DIMENSIONS: INCHES	TOLERANCES UNLESS OTHERWISE SPECIFIED:	0 PLC ± -	1 PLC ± -	2 PLC ± -	3 PLC ± .005(0.13)	4 PLC ± -	ANGLES ± -
--------------------	--	-----------	-----------	-----------	--------------------	-----------	------------

APPROVED: G. ATTADIA, 25 OCT 04; D. DIXON, 25 OCT 04; D. DIXON, 25 OCT 04

NAME: PLUG ASSEMBLY, .788[20.02] VERTICAL, .025[0.64] CENTER LINE, MICTOR

PRODUCT SPEC: 108-1422

APPLICATION SPEC: 114-11004

WEIGHT: -

SCALE: 1:1

SHEET: 1 of 1

REV: B1

CUSTOMER DRAWING